

Development of Metal Hydrides at Sandia National Laboratories

Presented by

Jim Wang

Sandia National Laboratories
Livermore, California

May 23, 2005

This presentation does not contain any proprietary information

Overview

Timeline

- Project started in the early 1990s'
- Reviewed and renewed every FY through Annual Operation Plans
- Incorporated into MHCoE January 2005
- Percent complete ~ 50% for FY05

Barriers

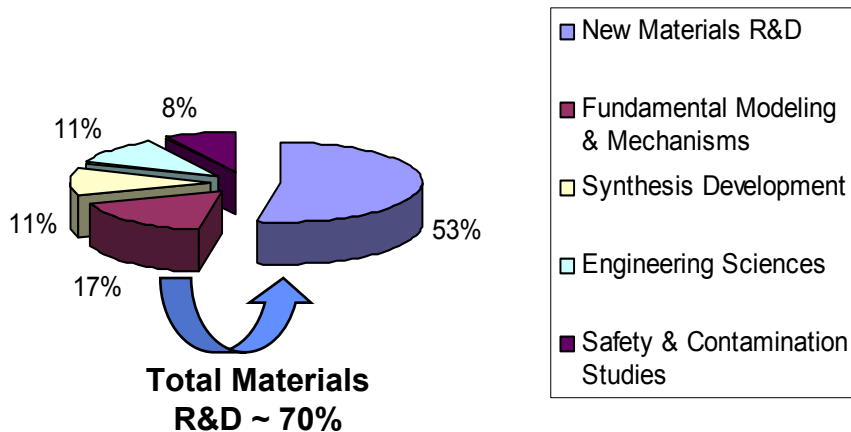
MYPP Section 3.3.4.2.1 On-Board Storage Barriers

- **A. – G.** Cost, Weight & Volume, Efficiency, Durability, Refueling Time, Codes & Standards, Life Cycle & Efficiency Analyses
- **M.** Hydrogen Capacity and Reversibility
- **N.** Lack of Understanding of Hydrogen Physisorption and Chemisorption
- **O.** Test Protocols and Evaluation Facilities
- **P.** Dispensing Technology

Partners

- MHCoE collaborators include Caltech, ORNL, JPL, UNR, Stanford U, U of Utah, U Hawaii, U of PITT, SRNL, HRL, UIUC, CMU, GE, NIST, BNL, Intematix
- Gary Sandrock operates IEA/Task-17, maintains the Hydride Information Center databases and collaborates with BNL
- Singapore U., Tohoku U., UCLA, U. Geneva, LLNL

FY2005 Budget ~ \$1.85 M



Objectives

- *Develop new reversible hydrogen storage materials that meet or exceed DOE FreedomCAR 2010 and 2015 goals,*
- *Identify reversible hydrides that exceed the hydrogen capacity of Mg modified Li amides in FY05.*

Sandia Team (~ 6 FTEs)

Ray Baldonado

Bob Bastasz

Tim Boyle

Yongkee Chae

Paul Crooker*

Sherrika Daniel*

Karl Gross (consultant)

Steve Karim

Jay Keller

Weifang Luo

Eric Majzoub

Tony McDaniel

Marcina Moreno

Vidvuds Ozolins (consultant)

Ewa Ronnebro*

Gary Sandrock (consultant)

Ken Stewart

Roland Stumpf

Konrad Thuermer

Jim Voigt

Karl Wally*

Jim Wang

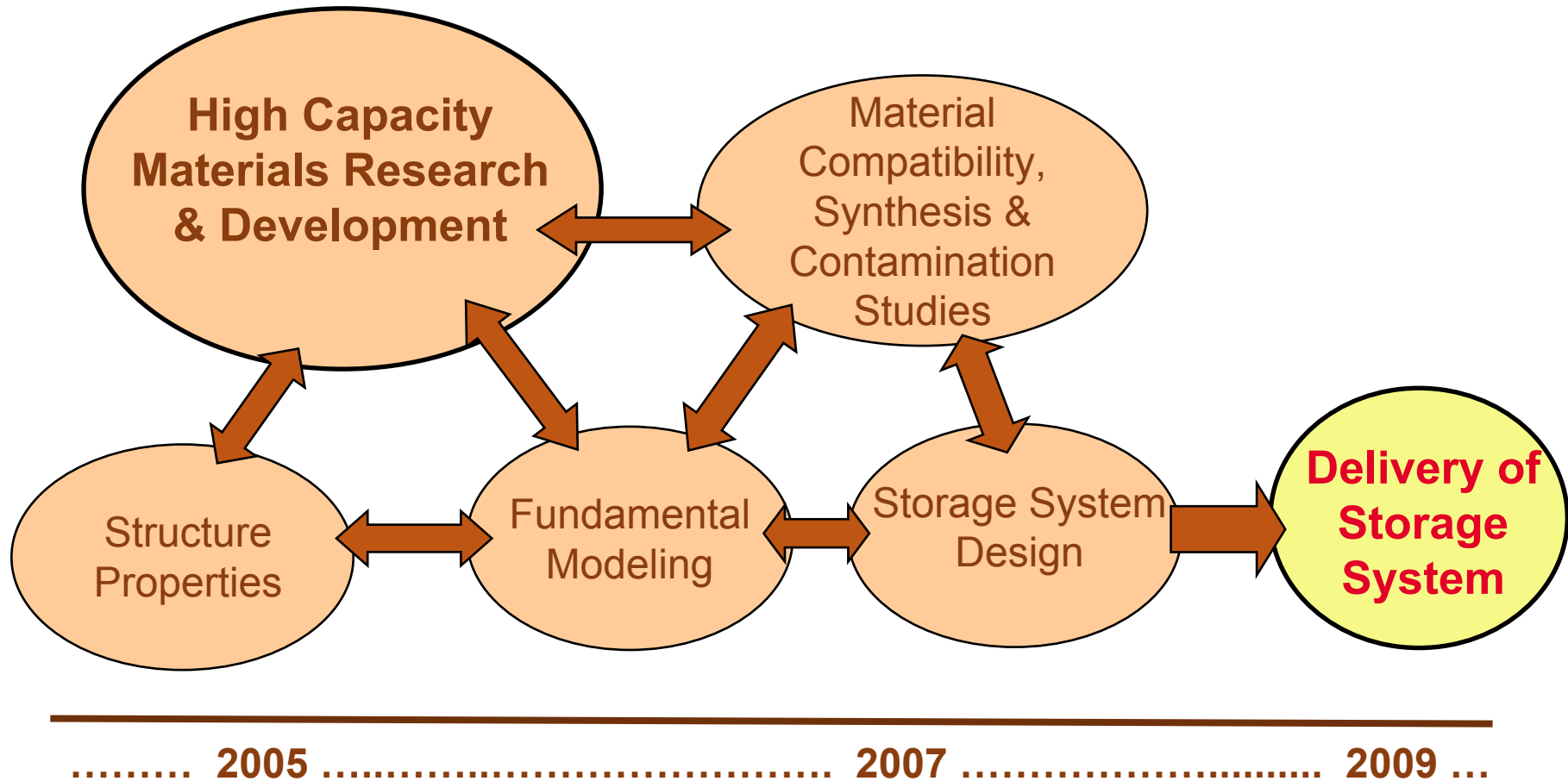
Ken Wilson

Nancy Yang

* New Team Members

Approach

Science-based materials development



I. New Hydrogen Storage Materials

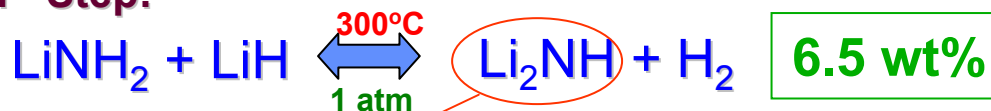
A. Low temperature Mg modified Li amides

Amide : -NH_2 , LiNH_2

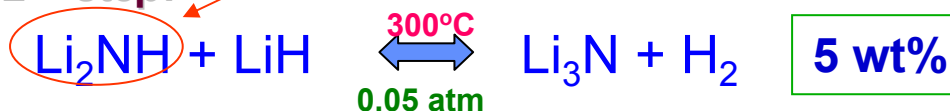
Imide : :NH , Li_2NH

Nitride : :N , Li_3N

1st Step:



2nd step:



Two steps in total:
11.5 wt%

Major limitations:

- Temperature too high
- Pressure too low



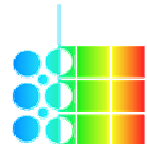
New system:

Partial Mg substitution

Chen, P. et al, *Nature* vol. **420**, (2002) 302.

W. Luo, *J. Alloys and Comp.*, 381 (2004) 284-287.

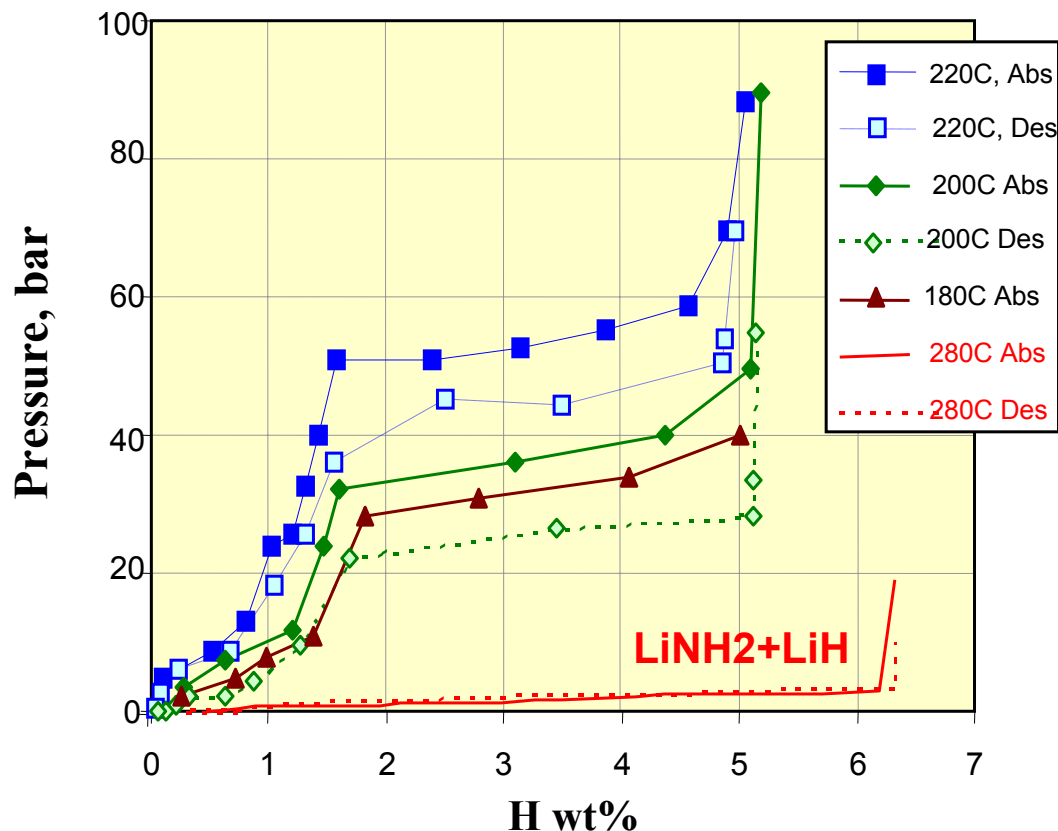
Y. Nakamori, S. Orimo, *J. Alloys and Compounds*, 370 (2004) 271-275.



**Physical & Engineering
Sciences Center**

Atoms to Continuum

(A1) Thermodynamic characterization - Luo

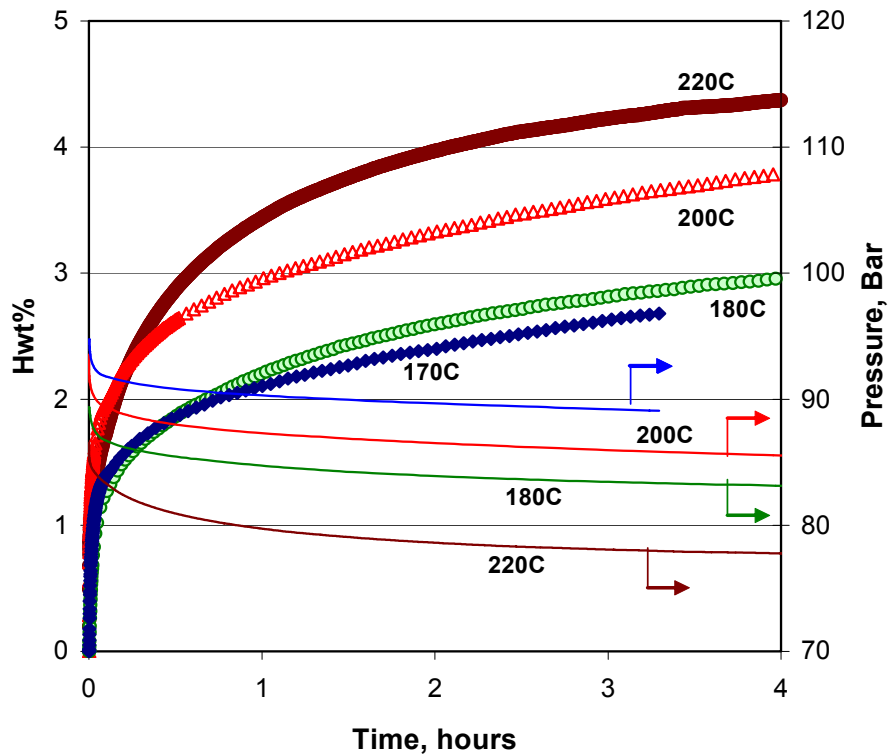


Isotherms were measured at:

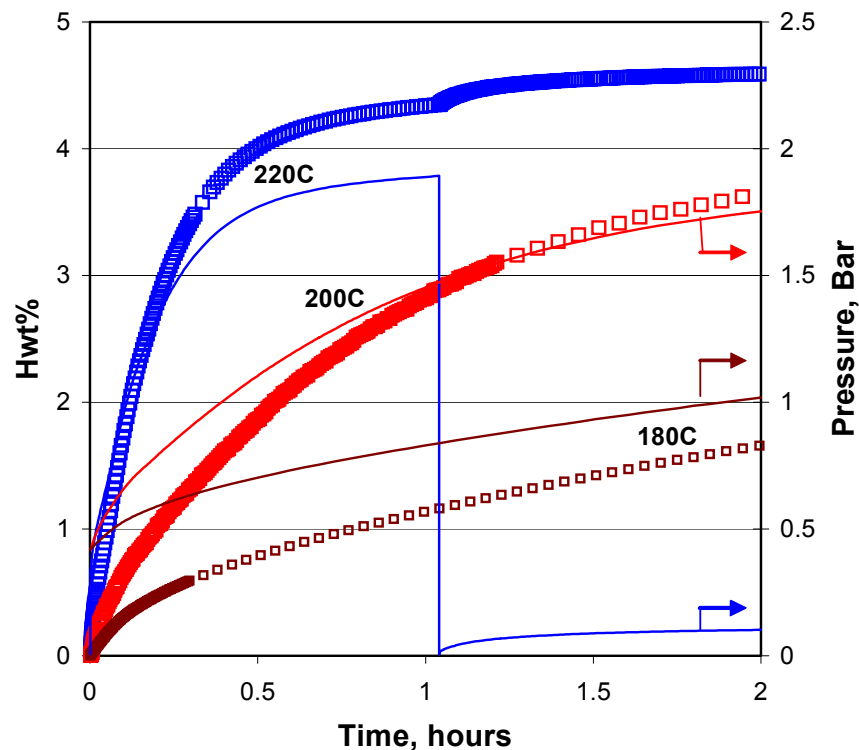
- 220, 200, 180°C for absorption and desorption.
- Plateau pressure much higher than the one without Mg-substitution.

(A2) Sorption profile - Luo

(2LiNH₂+MgH₂): Absorption Profile

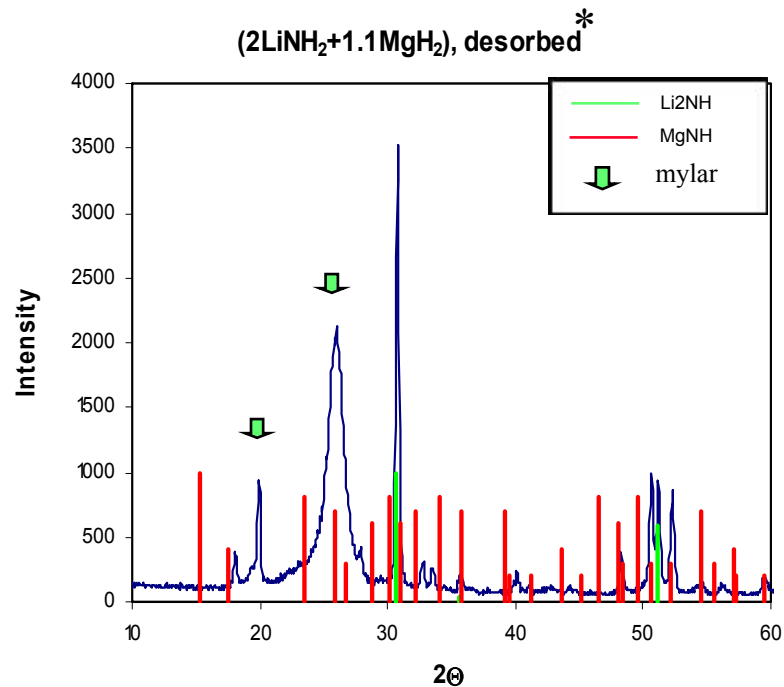
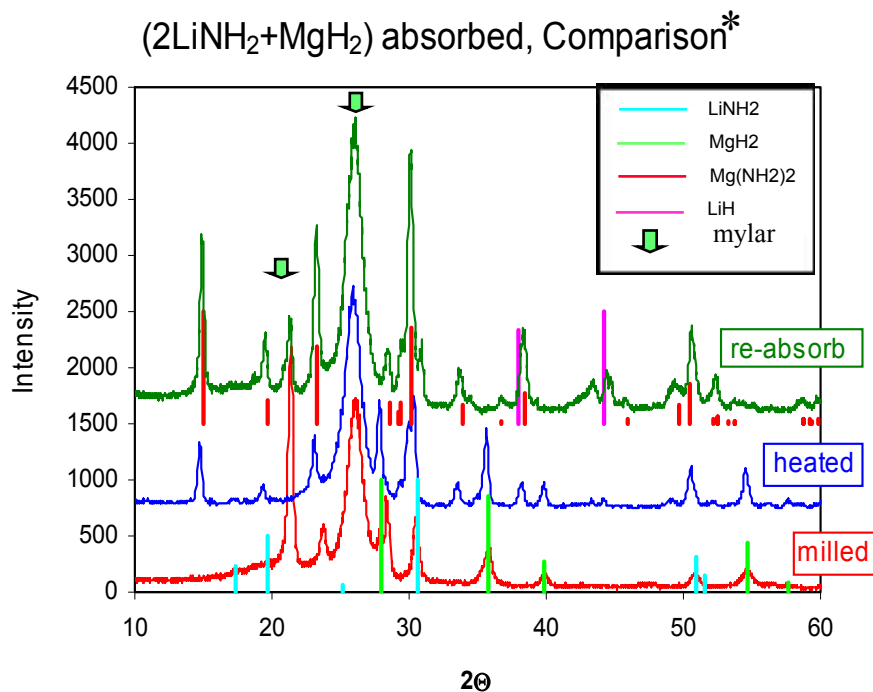


(2LiNH₂+MgH₂): Desorption Profile



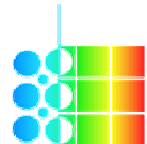
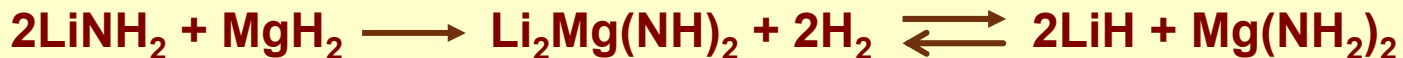
- 85% of desorption completed in 0.5h at 220°C
- Sorption rate decreases with decreasing temperature

(A3) XRD characterization - Luo & Majzoub



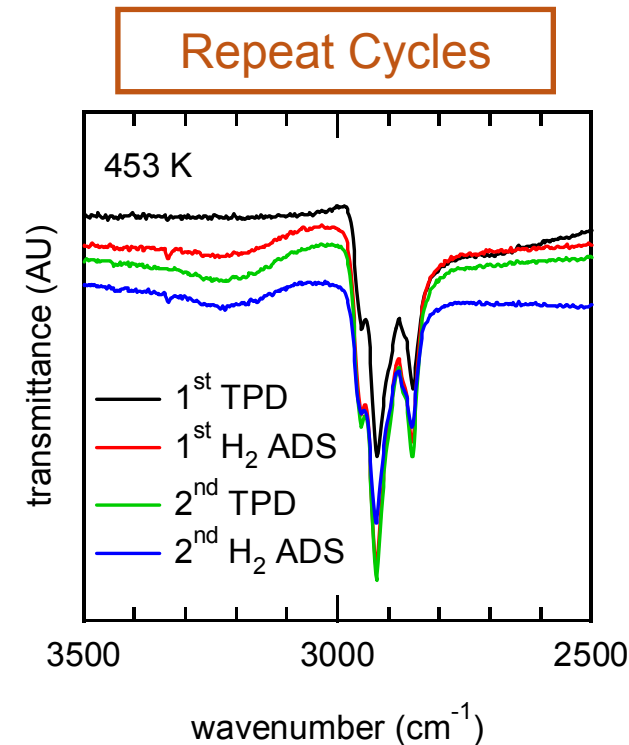
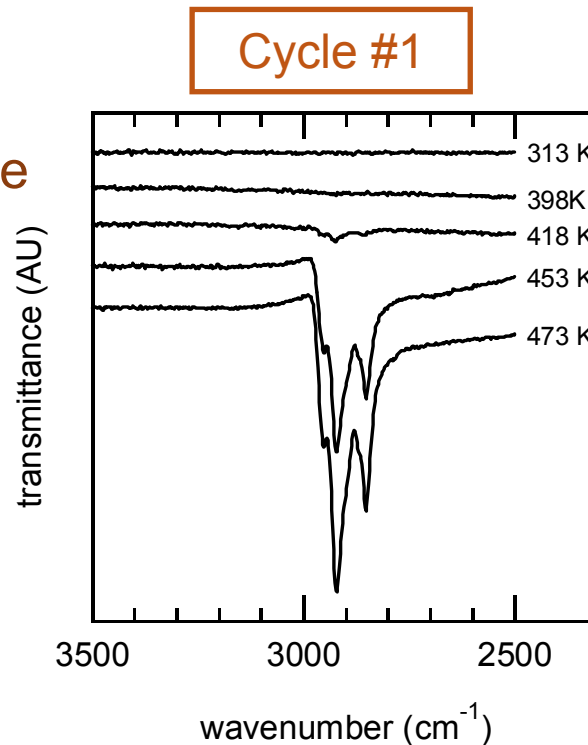
* Mylar was used to protect sample from being contaminated during XRD scanning

A new reaction path was proposed based on the material characterization results:



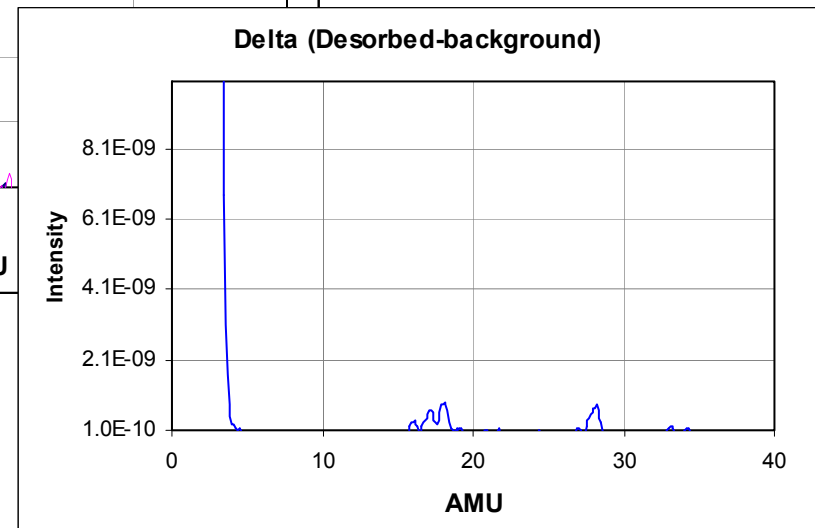
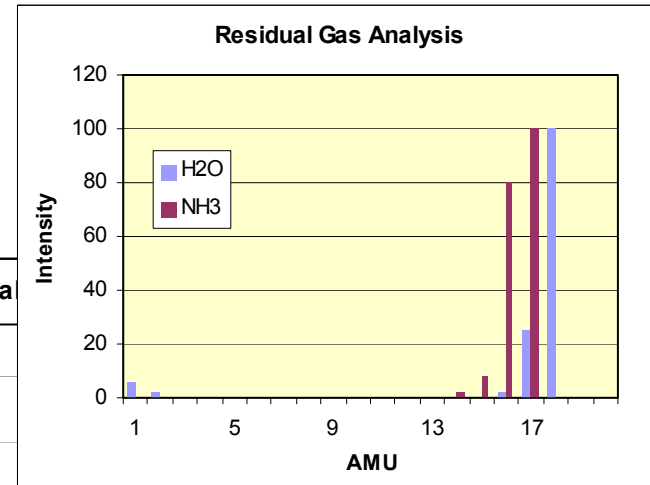
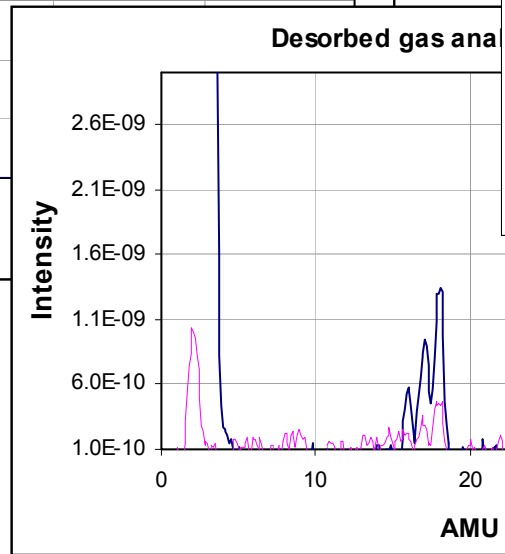
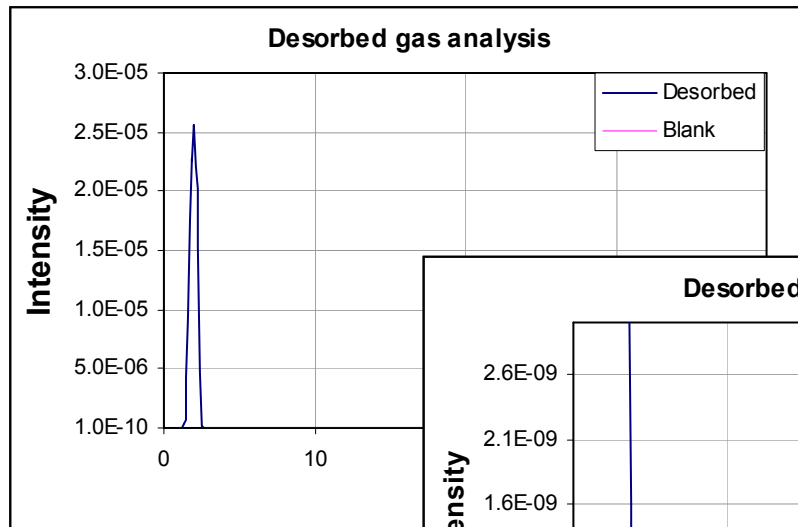
(A4) Diffuse Reflectance Infrared Spectroscopy Measurements— McDaniel & Chae

- First desorption cycle material “as milled”
- Second desorption cycle followed H₂ adsorption
 - 8 MPa
 - 473 K
 - 120 minutes
- H₂ desorption
 - 130 KPa
 - 5 K min⁻¹ ramp



N-H vibrational features appeared upon first heating of freshly milled sample. Structural changes in material stabilized on subsequent ads-des cycles.

(A5) Desorbed gas analysis– Luo



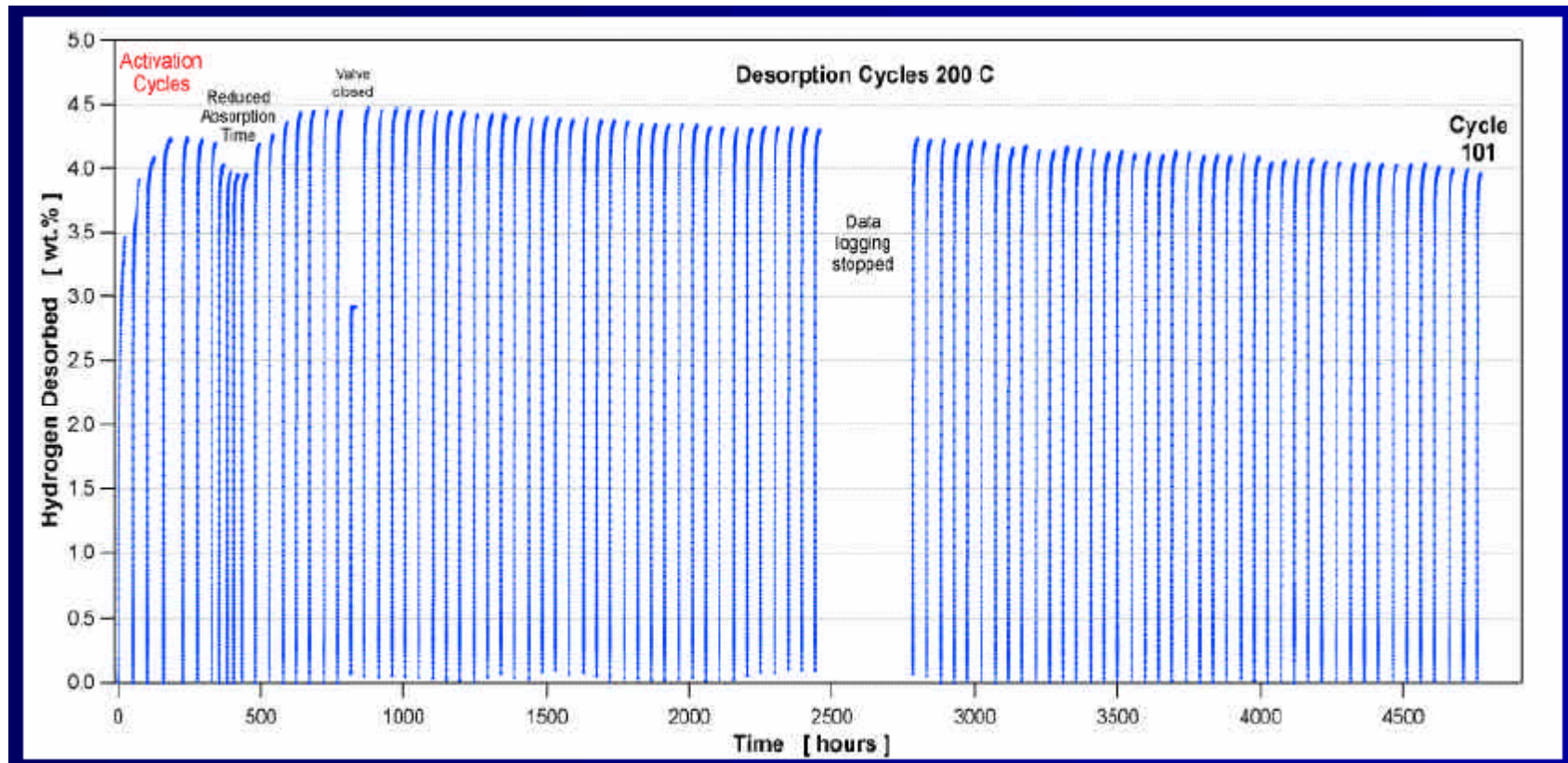
NH₃ in desorbed gas was found to be < 40 ppm

(A6) Ammonia Issues - Luo

- Ammonia formation:
 - *Is possible from self-decomposition of amide at higher temperatures than hydrogen formation*
 - *Could be inhibited by thorough mixing with sufficient amount of hydrides*
- Potential methods to eliminate ammonia formation:
 - *Optimize operational temperature*
 - *Optimize amide/hydride ratio*
- Potential methods to remove ammonia in H₂ stream:
 - *Add ammonia filter or trap before enter fuel cell system*


Ammonia desorption can be controlled by engineering design

(A7) Cycle test to 101 cycles - Gross



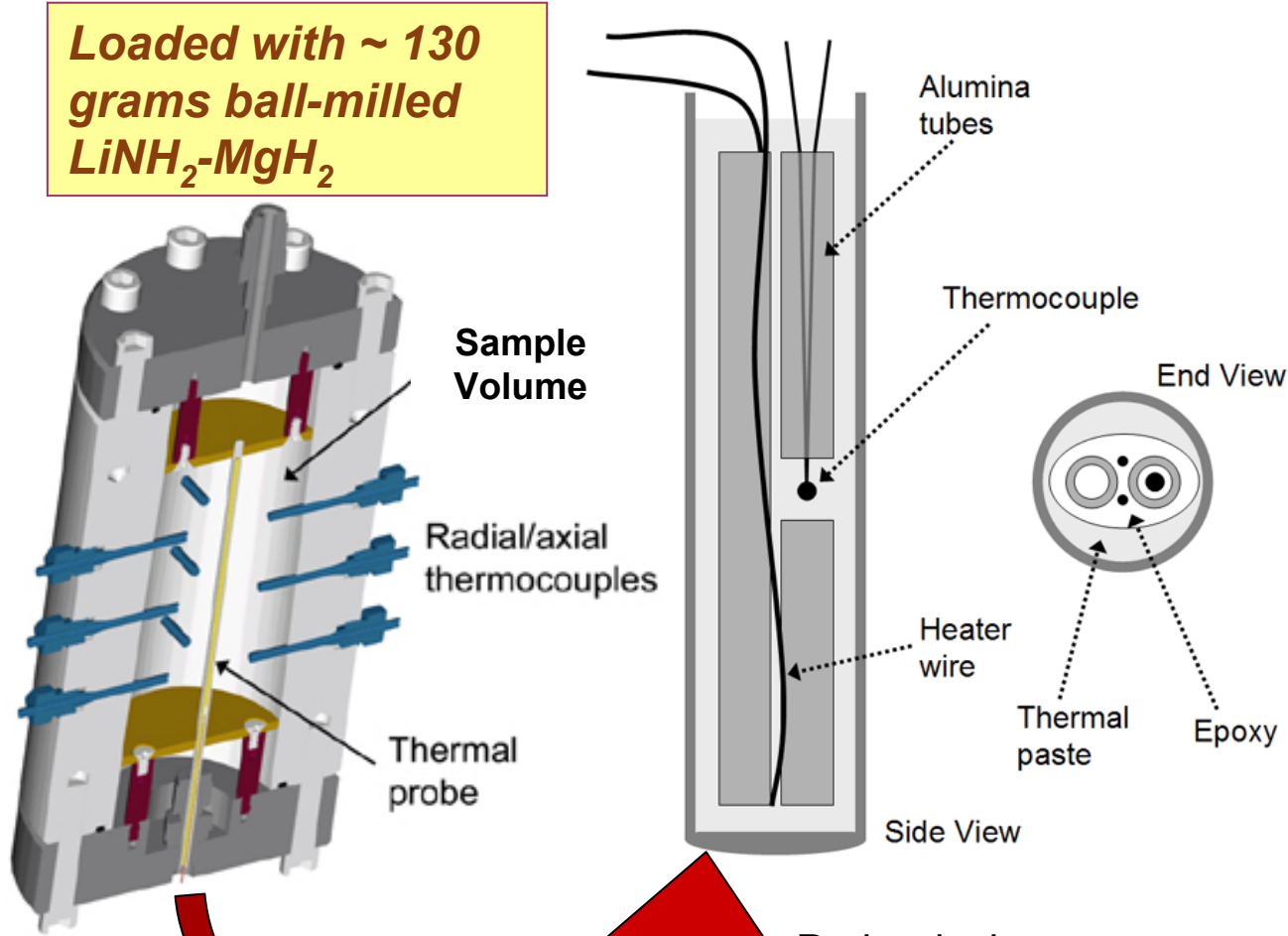
Capacity loss: 0.005wt% per cycle

(A8) Thermal Properties Measurements Hardware configuration – Crooker & Dedrick



Loaded with ~ 130 grams ball-milled $\text{LiNH}_2\text{-MgH}_2$

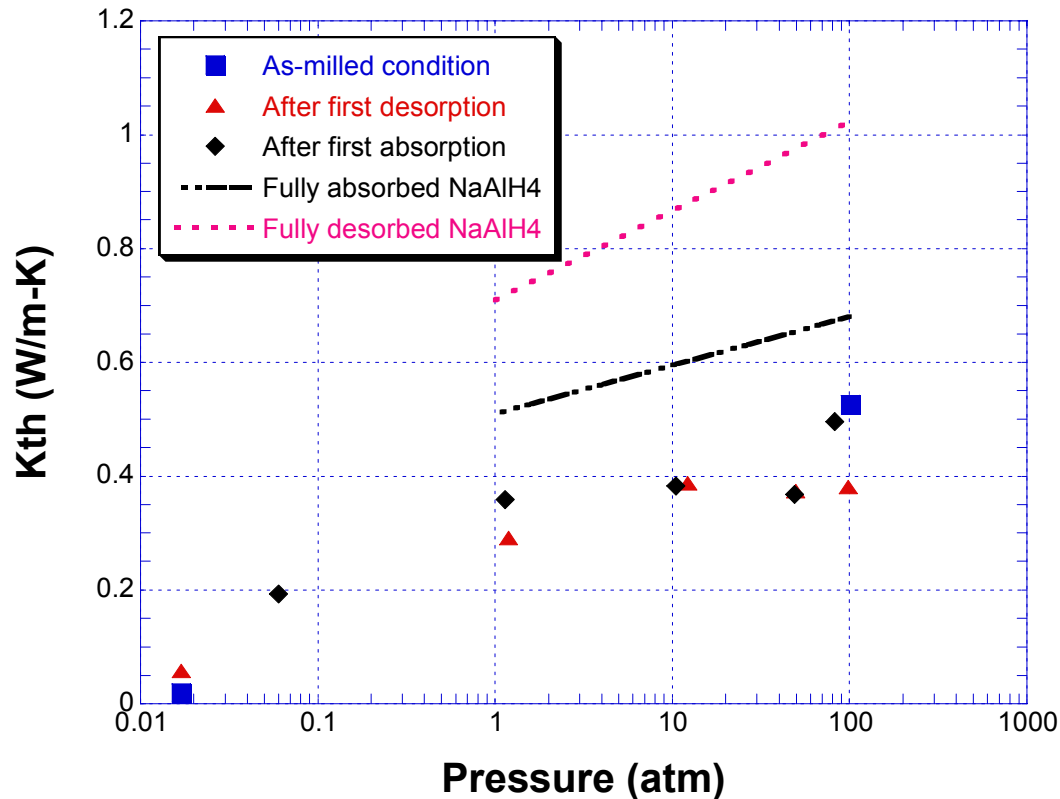
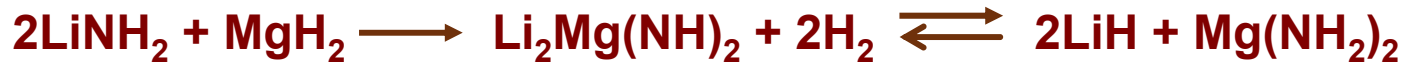
Optimized to measure K_{th} up to ~5 W/m-K



Solid model

Probe design

(A9) Preliminary K^{th} results – Crooker



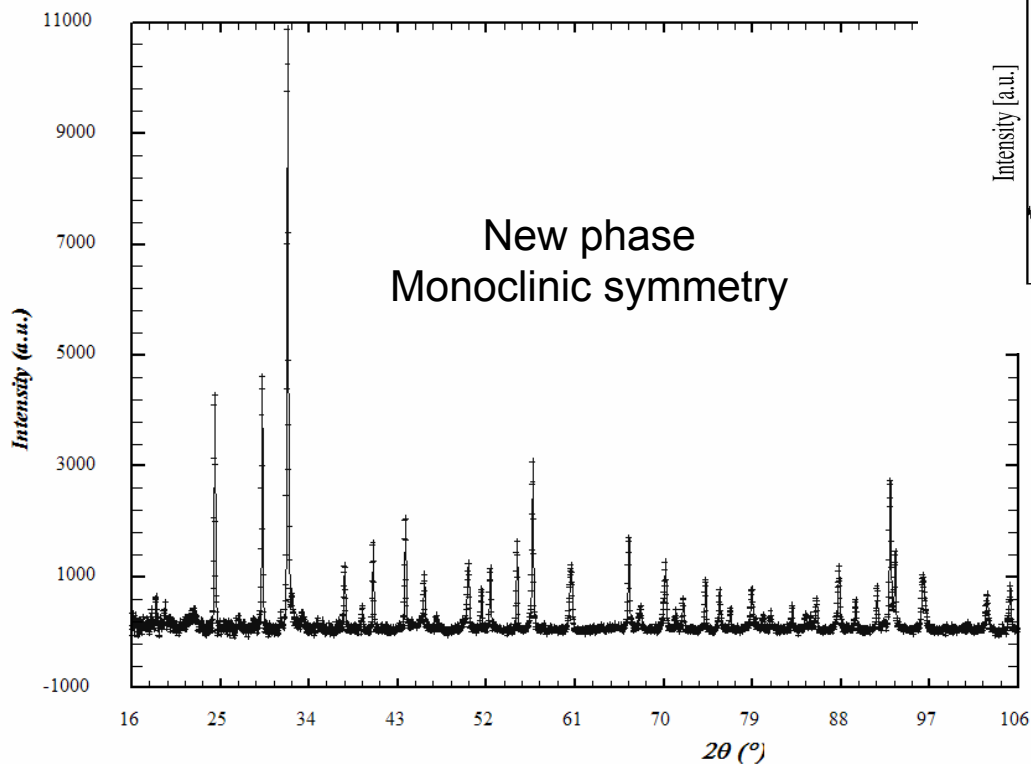
Thermal conductivity of $\text{LiNH}_2+\text{MgH}_2$ material increases with gas pressure and similar to those of sodium alanates.

B. Modified Complex Hydrides Investigation of bi-alkali alanates

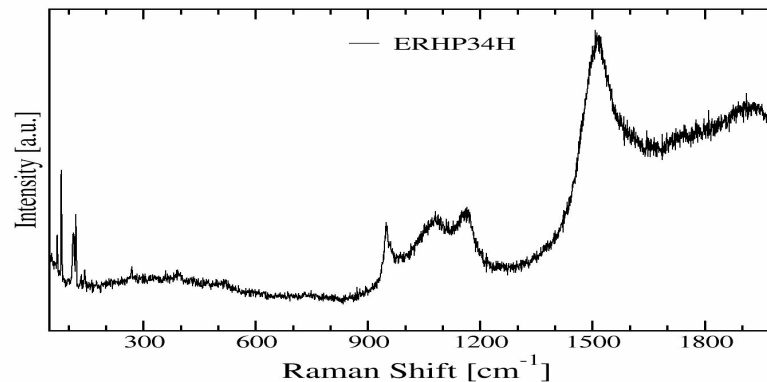
- Pressed pellets of hand mixed or ball milled samples were tested at high pressures up to 136 MPa and temperatures up to 450C facility.
- bi-alkali alanates of various molar ratios were tested:
 - *Li-K, Li-Mg, Li-Ca, Li-Ti, Mg-Ti, etc....*
 - *New bi-alkali Li-K alanate formed @ 68 MPa and 330C*
 - *Starting mixture of $\text{LiAlH}_4 + 2\text{KH}$ or $\text{LiH} + 2\text{KH} + \text{Al}$*
 - *Pellets expanded and showed in white color*
- Investigation of $\text{Li}(\text{Al}_{1-x}\text{B}_x)\text{H}_4$, $\text{Na}(\text{Al}_{1-x}\text{B}_x)\text{H}_4$, etc...systems are in progress

Properties of new Li-K alanates - Ronnebro

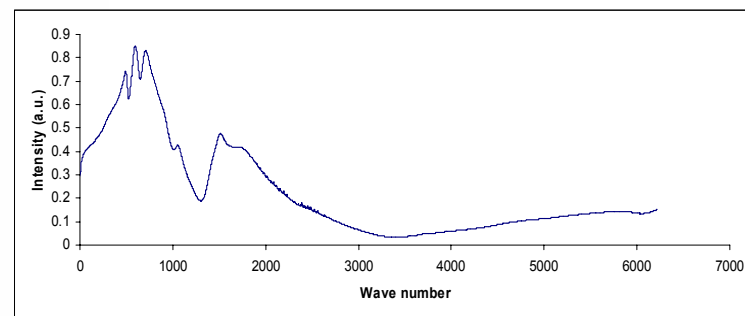
Powder X-ray diffraction pattern



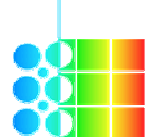
Raman spectra



FTIR



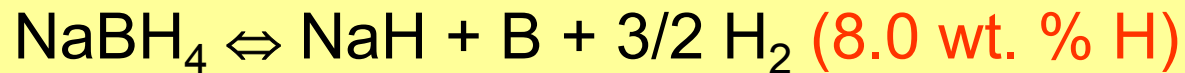
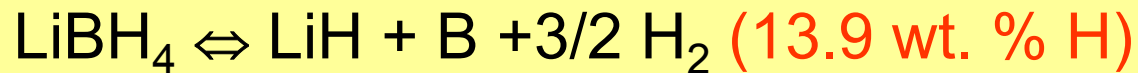
Structural, kinetic and thermodynamic properties are under investigation



C. Modified Borohydrides

(collaboration between Sandrock & BNL)

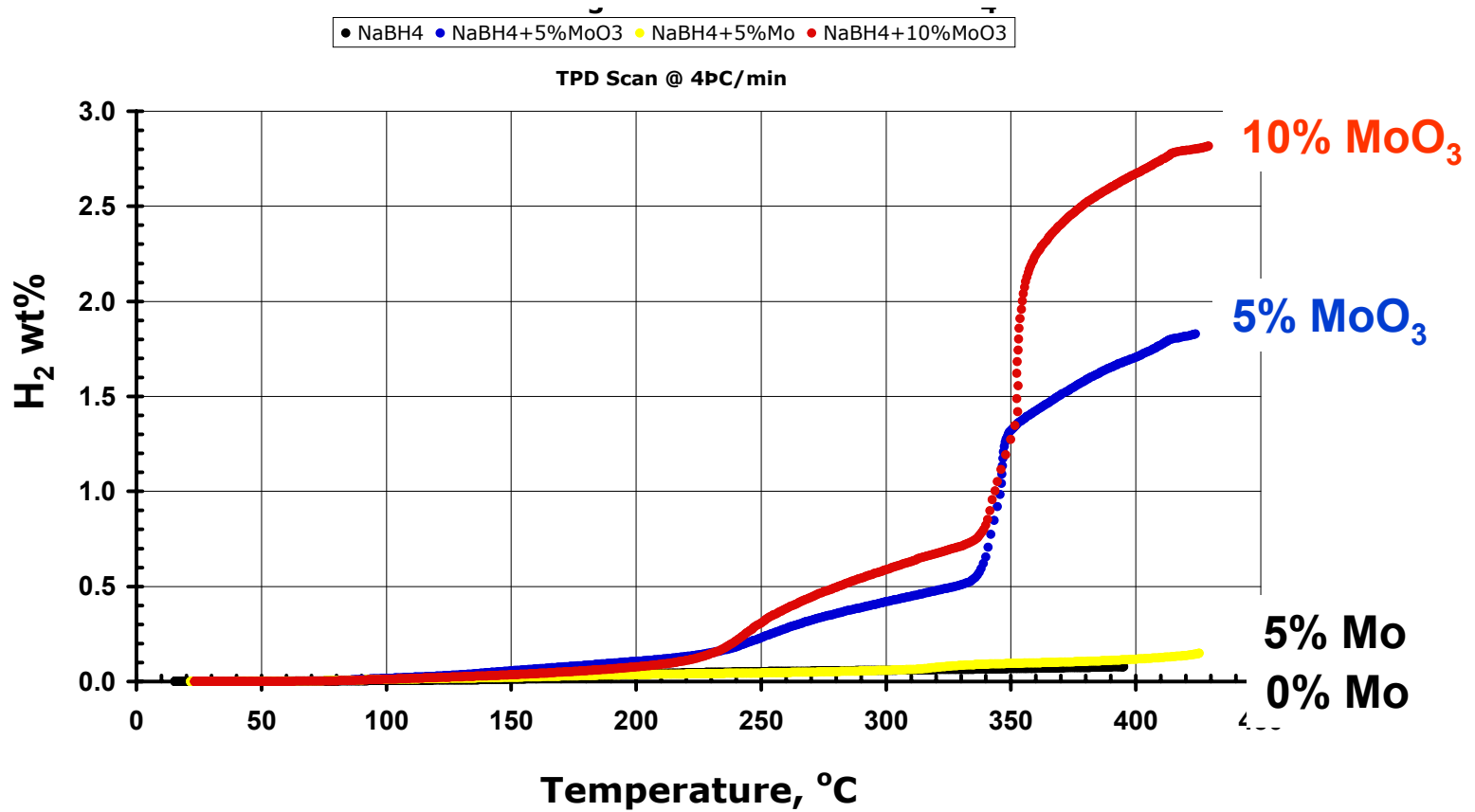
**Can Hydrogen Driven Metallurgical Reactions
be used to make nanocomposites for
“stimulating” the Borohydrides?**



Possible Oxide Precursor Reactions (schematic):



Effect of Mo & MoO₃ on NaBH₄ - Sandrock

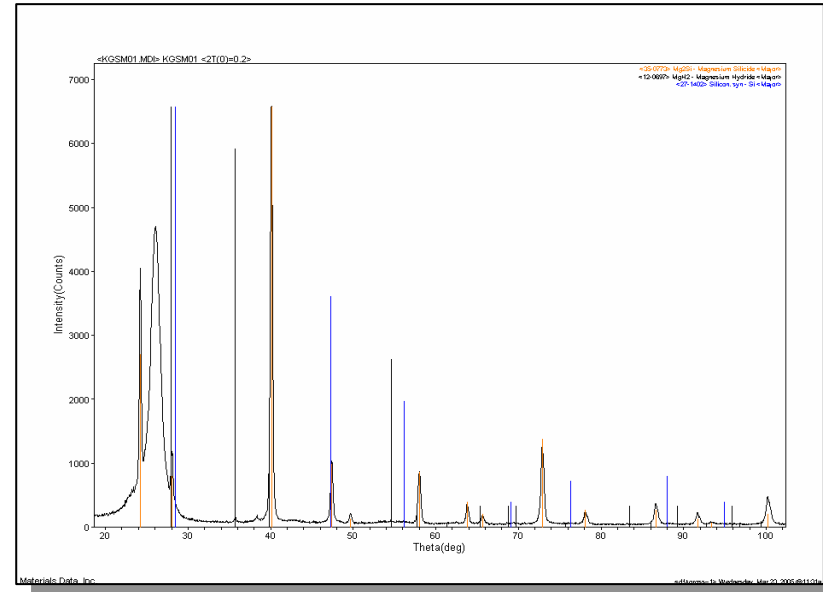
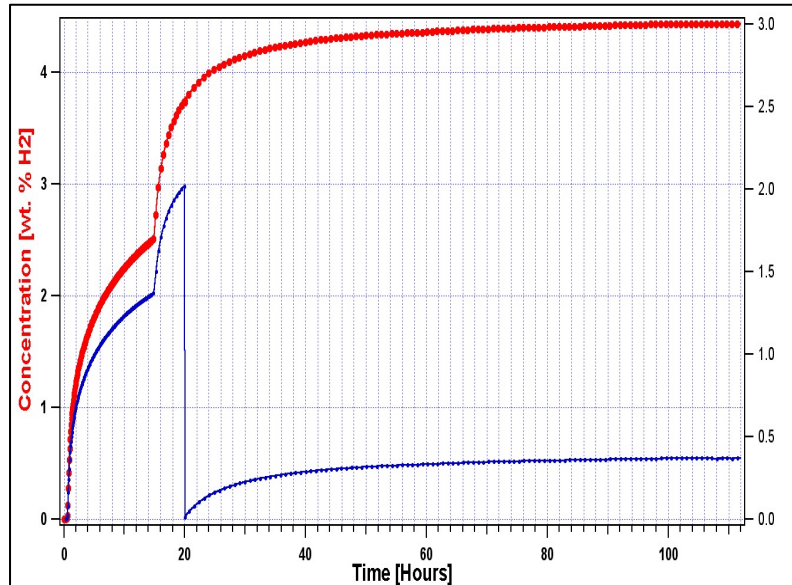


Mo is not the best addition for NaBH₄ reversibility because the Mo-borides are too stable.

D. Destabilized Mg hydride – Gross (in collaboration with HRL)

MgH₂ Has 7.6 wt.% hydrogen - but too stable for FCV applications

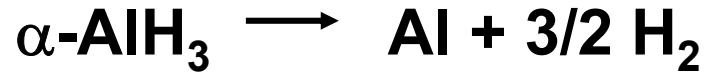
Much more favorable thermodynamics: $2\text{MgH}_2 + \text{Si} \Rightarrow \text{Mg}_2\text{Si} + 2\text{H}_2$



- *Reversibility being tested using High-pressure station*
- *4.5 wt% hydrogen was release on desorption at 360°C*
- *XRD after desorption showed 100% conversion to Mg₂Si*

E. Aluminum hydrides (AlH₃)

(collaboration of Sandrock & BNL)




H-capacity (g) = 10.1 wt%


H-capacity (v) = 149 kg/m³

$\Delta H_{\text{des}} = 7.6 \text{ kJ/mol H}_2$

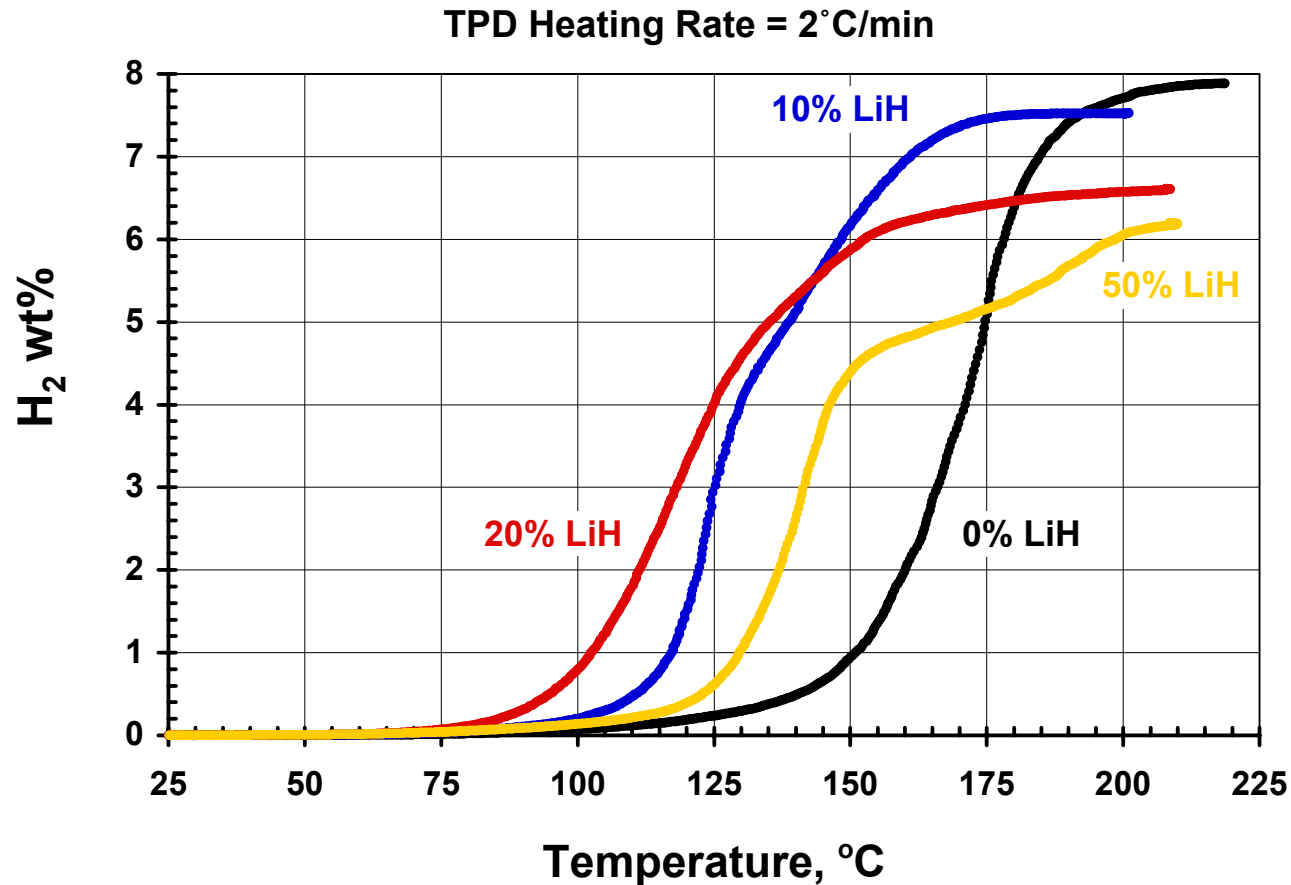
AlH



Depleted Al



Effect of LiH doping via TPD – Sandrock



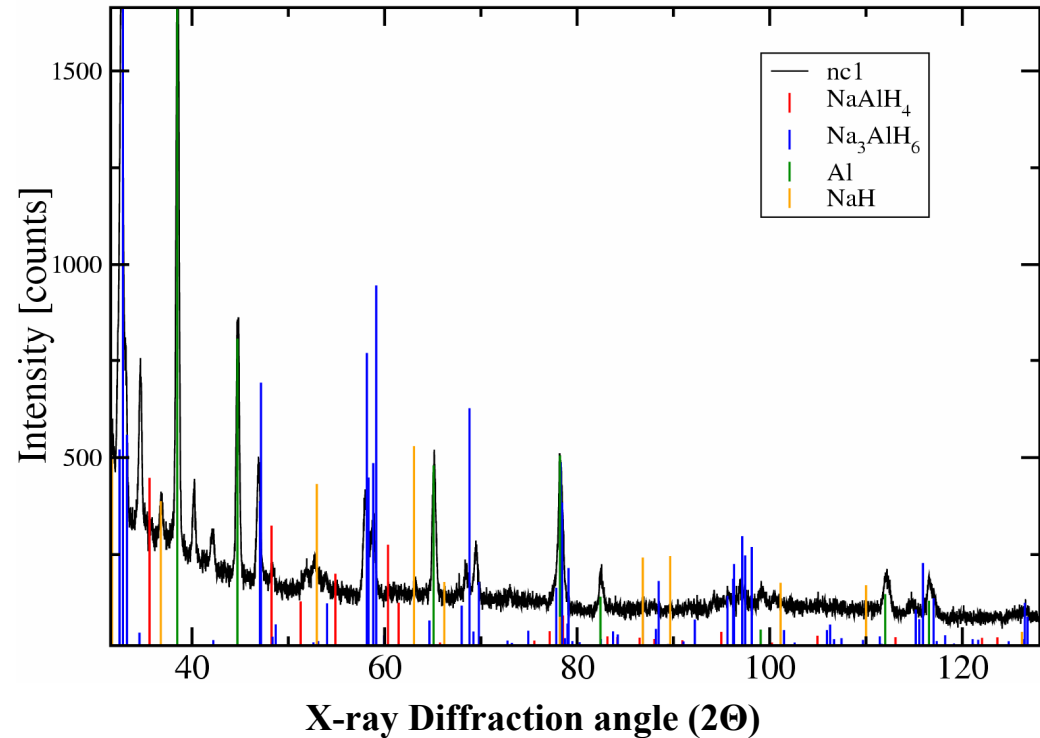
Desorption temperature can be reduced by adding more LiH

(2) Effect of H_2 or H ? - Majzoub & Stumpf

Experimental support for surface mechanism: dosing of Al+NaH with “atomic” H

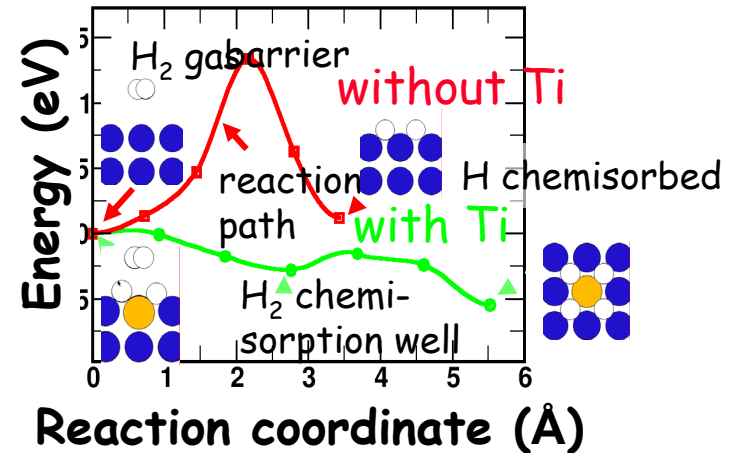
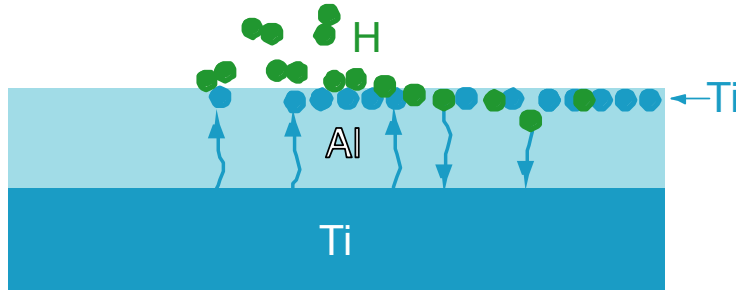
Idea: use Pd surface to crack H_2

- *X-ray diffraction after 10 day exposure of Al+NaH to H_2 in contact with Pd foil shows 10% of Al+NaH converts to Na_3AlH_6 and $NaAlH_4$*
- *Control experiment without Pd shows < 1% alanate formation*



H_2 cracking ability of Pd helps hydride formation

(3A) Where is Ti ? - Bastasz

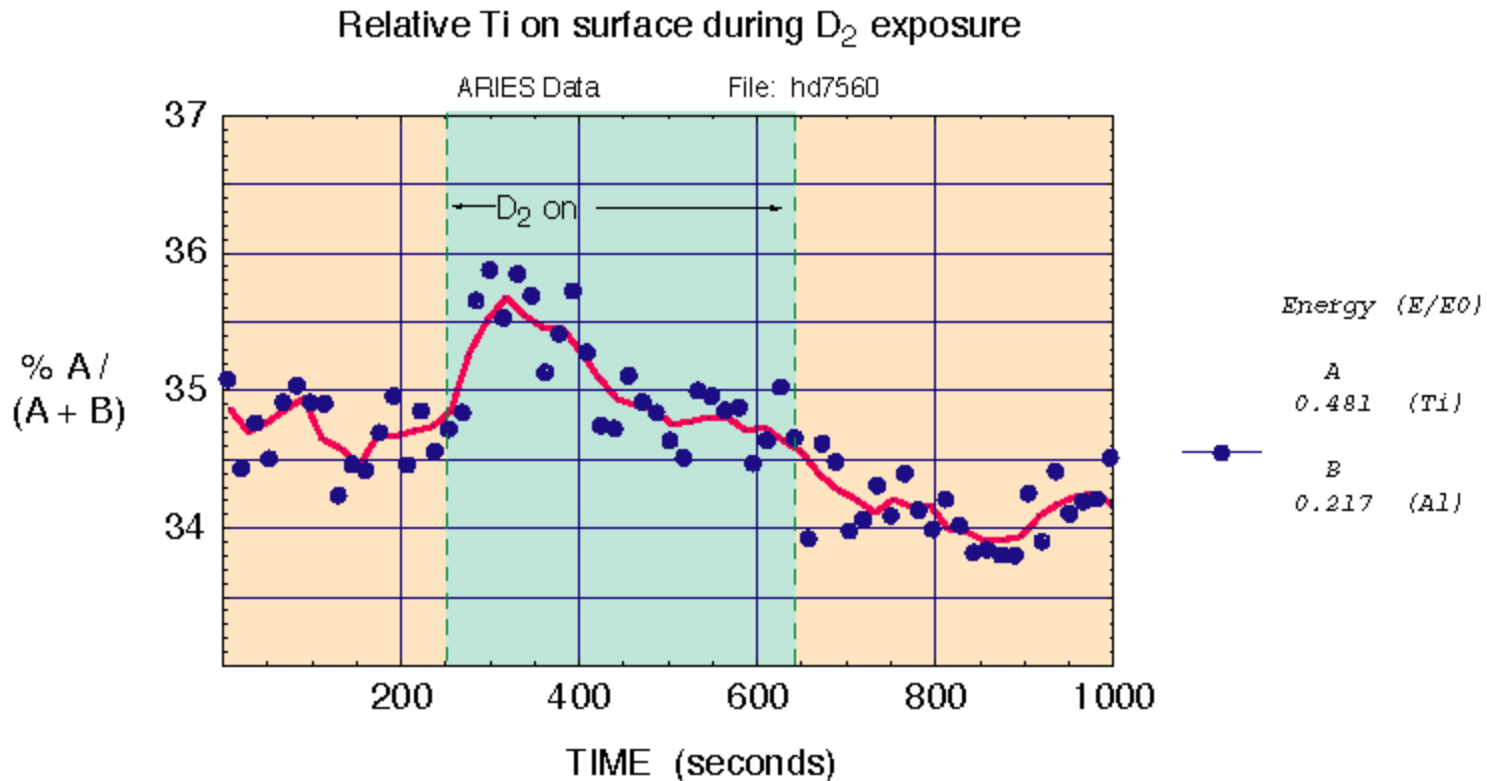


H may stabilize Ti on Al surfaces – Predictions:

- *H on surface promotes Ti segregation to near-surface sites*
- *Ti reduces H_2 adsorption barriers on Al to a fraction of an eV.*
- *Ti facilitates both uptake and release of H_2 .*

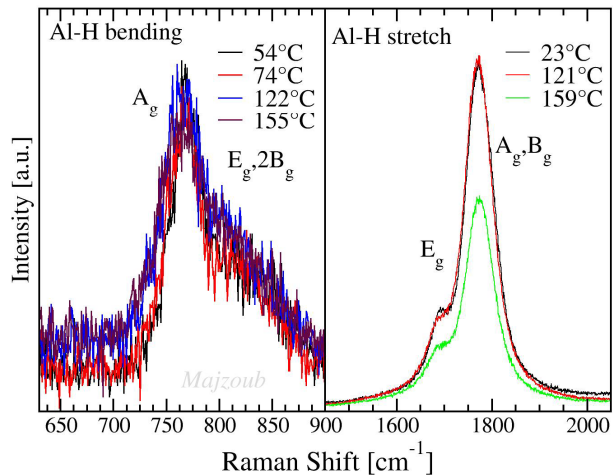
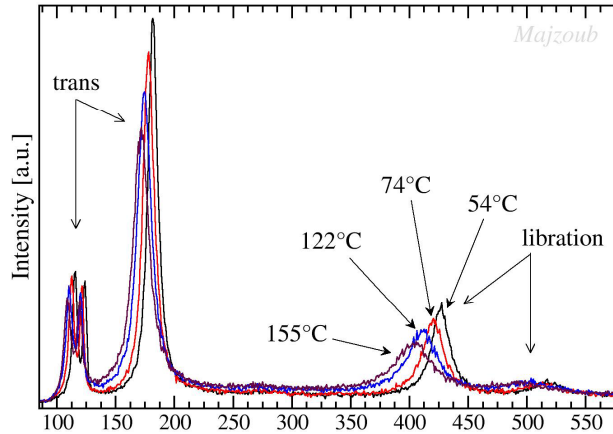
Is there experimental evidence for this?

(3B) Model validation - Bastasz

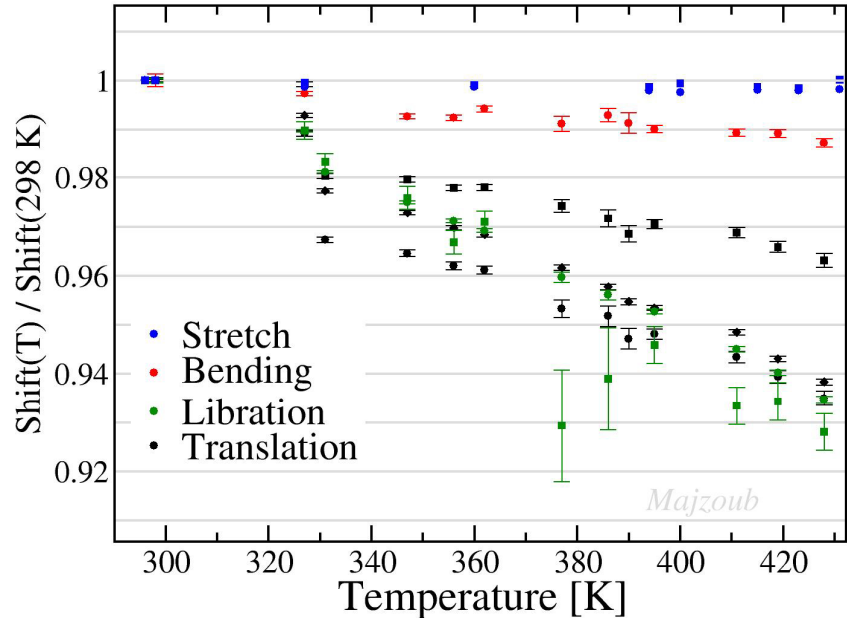


Ti/(Ti+Al) signal ratio changes indicating that Ti concentration on the surface appears to increase upon exposing sample to D₂.

(4) In-Situ Raman spectra observations - Majzoub



- Crystal modes soften up to 6-7% at T_m
- AlH₄ anion modes soften less than 1.5%
- AlH₄ anion is also stable in the melt!



Data shows a very stable AlH₄ anion.

III. Synthesis of Nanostructured Materials

Wet chemistry synthesis using NH_3 – Daniel & Boyle




Fig. 1




Fig. 2

Scanning Electron Microscopy (SEM) images of $\text{Mg}(\text{NH}_2)_2$ show the particle size to be ~1-2 mm. The morphology appears coarse and brittle which can be easily broken or ground.

However, poor performance was observed due to contamination of residue solvents from wet chemistry processing.

Responses to Previous Year Reviewers' Comments

1. Overall Project Score: 3:32 – *positive feedbacks validated our approach and accomplishments in FY2004.*
2. Not enough progress made toward development of onboard storage module – *we will start the storage module development later this FY and gradually increase its efforts as the program progresses toward Phase II.*
3. Primary empirical approach to new material discovery – *we selected our tested materials based on thermodynamics, atomistic modeling and experiences (teaming between modeling and experimentation).*
4. Cost estimation is not covered – *we will initiate cost study as one of system studies in parallel to the materials discovery efforts.*
5. Difficulty of geographic separation – *we established on-line, instant communication system and regular teleconferences and face-to-face meetings for all Center partners.*

Responses to Previous Year Reviewers' Comments (continued)

6. System-based studies are needed – *we started the Center (in Jan) with engineering system as a central focus, with a ramp up of the engineering design in phase II.*
7. Make sure the performance metrics include considerations of (1) “whole storage system” weights and volumes and (2) “net” energy delivered to the vehicle – *we used this to screen our material candidates as a part of our Center system-based approach.*
8. Schedule down select of materials – *yes, we have go/no-go decision points in our AOP milestones as well as our MHCoe plan.*
9. Investment in Na-alanates? – *we stopped most tests on Na-alanates except some experiments to validate our 1st principle model.*

Future Work

Remainder of FY2005

- New Storage Materials Development
 - *Explore new complex hydrides via HP/HT process*
 - *Optimize Li-Mg-H based materials for faster kinetics and lower temperatures*
 - *Search for storage materials with optimal properties*
- Fundamental Mechanisms
 - *Conclude the modeling validation experiments on alanates*
 - *Initiate modeling and mechanisms studies on Li-Mg-H, B-Li-H and Al-H based materials*
- Chemical Synthesis Development
 - *Improve the wet chemistry process to produce pure storage materials with nano-size particles*
- Engineering Science of Complex Hydrides
 - *Continue to measure engineering properties of hydrogen storage materials, e.g., thermal conductivities, volume expansion, tap density,etc.*
 - *Continue to study performance degradation and reliability of candidate storage materials*
 - *Initiate investigation on reactions related to safety*
- Collaboration with MHCoe Partners
 - *Lead the Metal Hydride Center of Excellence.*

Future Work

FY2006 and beyond

- New Storage Materials Development
 - *Continue to search for materials with optimal storage properties*
- Fundamental Mechanisms
 - *Continue to model newly discovered materials*
 - *Develop models to predict new materials and to guide experiments*
- Chemical Synthesis Development
 - *Continue to develop processes to produce storage materials with nano-size particles.*
- Engineering Science of newly developed Hydrides
 - *Continue to build engineering property database of hydrides.*